

USER MANUAL

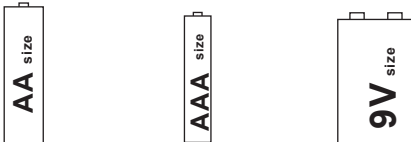
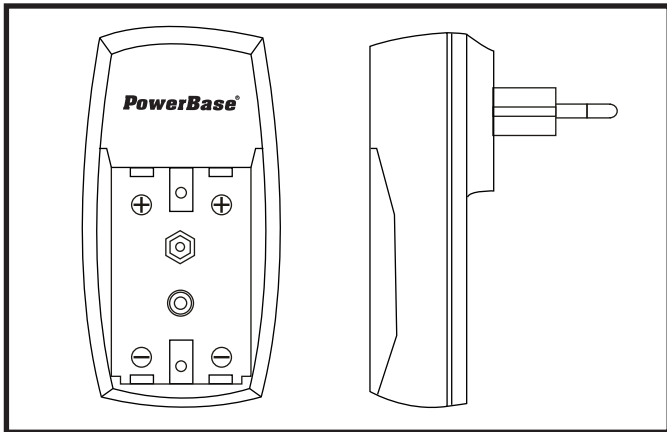
Congratulations on your purchase of this outstanding PowerBase standard charger and batteries. This manual describes how to operate this charger and batteries.

Instructions for Use

- 1) Place 1 or 2 AA / AAA / 9V sizes Ni-MH / Ni-Cd batteries into the battery compartment. Batteries must be inserted properly for good electrical contact and correct polarity direction.
- 2) Plug the charger into the wall AC outlet. The red LED indicator light will glow to indicate a normal charging mode.
- 3) For each charging period of 14-16 hours is completed, disconnected the charger from the mains and remove the batteries.
- 4) Do not overcharge the batteries beyond the recommended charging time (16 hours), otherwise it will shorten the lifespan of the batteries.

*C-427 Charger is designed to charge 1 or 2 AA / AAA / 9V sizes Ni-MH / Ni-Cd batteries. Please refer to the combinations below;

(1) For AA , AAA , 9V battery



Charging Method : 1) For AA / AAA --- 1 or 2 pieces
2) 9V --- 1 piece

NOTE : Never put Ni-MH and Ni-Cd batteries together in the PowerBase Charger

CAUTION

- 1) Before using this charger, read all instructions and cautionary markings in this manual.
- 2) This charger is for indoor use only. Do not expose the charger to rain, snow or moisture.
- 3) Do not use an extension cord.
- 4) Do not use the charger if it has received a sharp blow, been dropped or damaged in any way.
- 5) Always disconnect the charger from wall outlet if attempting to clean or inspect the charger or batteries.
- 6) Do not try to disassemble the charger, take it to a qualified serviceman when service or repair is required. Incorrect reassembly may result in a risk of electric shock or fire.
- 7) Do not charge leaking, corroded or dead batteries.
- 8) Store the charger and batteries in a cool dry place when not in use. This charger is not intended for young children or infant.
- 9) Do not disassemble the batteries, short circuit or dispose of in fire.

PLEASE NOTE:

*PowerBase Industrial (HK) Ltd. will not be responsible for any personnel loss and/or injury if the defect was caused by misuse or mishandling by the user in any way. Recommended charging temperature is between 15 - 40 degree C.

USER MANUAL

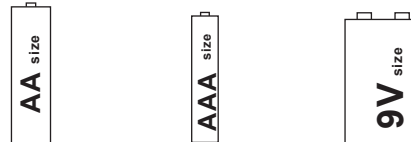
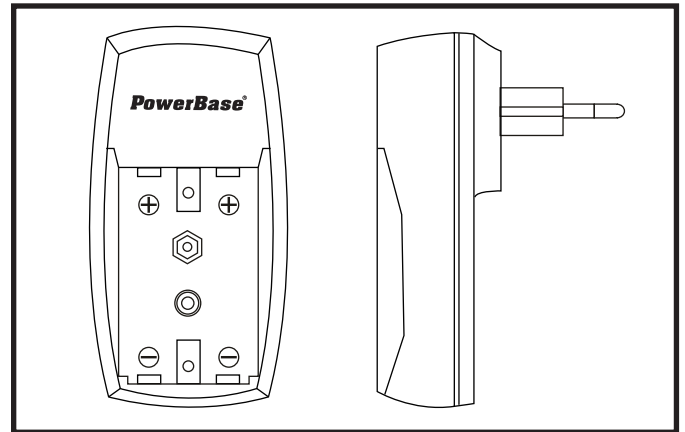
Congratulations on your purchase of this outstanding PowerBase standard charger and batteries. This manual describes how to operate this charger and batteries.

Instructions for Use

- 1) Place 1 or 2 AA / AAA / 9V sizes Ni-MH / Ni-Cd batteries into the battery compartment. Batteries must be inserted properly for good electrical contact and correct polarity direction.
- 2) Plug the charger into the wall AC outlet. The red LED indicator light will glow to indicate a normal charging mode.
- 3) For each charging period of 14-16 hours is completed, disconnected the charger from the mains and remove the batteries.
- 4) Do not overcharge the batteries beyond the recommended charging time (16 hours), otherwise it will shorten the lifespan of the batteries.

*C-427 Charger is designed to charge 1 or 2 AA / AAA / 9V sizes Ni-MH / Ni-Cd batteries. Please refer to the combinations below;

(1) For AA , AAA , 9V battery



Charging Method : 1) For AA / AAA --- 1 or 2 pieces
2) 9V --- 1 piece

NOTE : Never put Ni-MH and Ni-Cd batteries together in the PowerBase Charger

CAUTION

- 1) Before using this charger, read all instructions and cautionary markings in this manual.
- 2) This charger is for indoor use only. Do not expose the charger to rain, snow or moisture.
- 3) Do not use an extension cord.
- 4) Do not use the charger if it has received a sharp blow, been dropped or damaged in any way.
- 5) Always disconnect the charger from wall outlet if attempting to clean or inspect the charger or batteries.
- 6) Do not try to disassemble the charger, take it to a qualified serviceman when service or repair is required. Incorrect reassembly may result in a risk of electric shock or fire.
- 7) Do not charge leaking, corroded or dead batteries.
- 8) Store the charger and batteries in a cool dry place when not in use. This charger is not intended for young children or infant.
- 9) Do not disassemble the batteries, short circuit or dispose of in fire.

PLEASE NOTE:

*PowerBase Industrial (HK) Ltd. will not be responsible for any personnel loss and/or injury if the defect was caused by misuse or mishandling by the user in any way. Recommended charging temperature is between 15 - 40 degree C.